

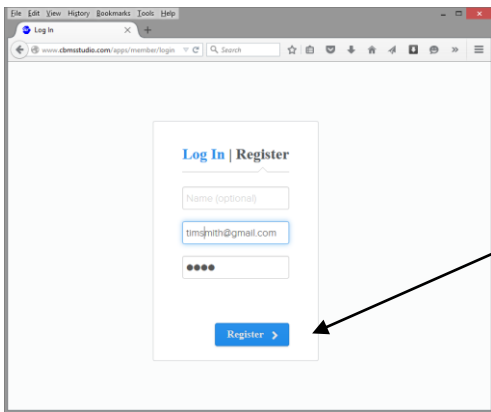
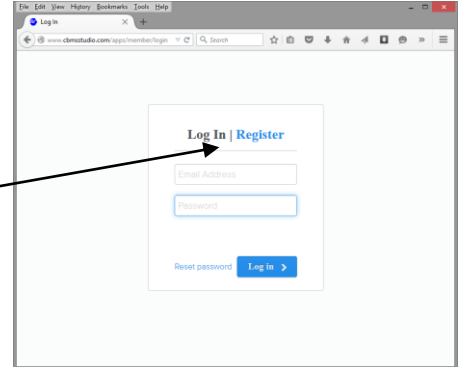
Engineering Tool Quick Start



Step 1. Go to the downloads page at <http://www.cbmsstudio.com/downloads.html> and select the link for the Engineering Tool.

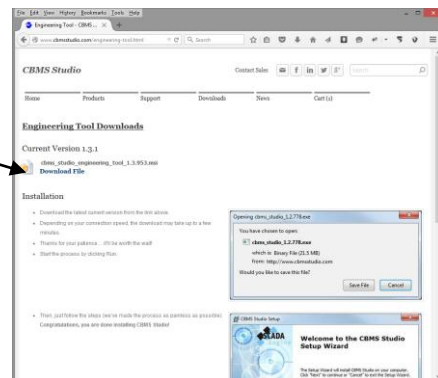
You will see a login dialog box like the one shown on the right.

Select **Register** to create a new account.



Step 2. Enter your email address and a password of your choosing and then press the **Register** button.

Step 3. Download the Engineering Tool Windows Installer and follow the instructions on the web page to complete the installation.



How to

The following how to pages are available on the web site at <http://www.cbmsstudio.com/how-to.html>

- How do I use the BACnet Explorer ?
- How do I configure a BACnet IP to MSTP Router ?
- How do I configure a Modbus to BACnet Gateway ?
- How do I configure an OPC to BACnet Gateway ?

